

COMPATIBLE SCREEN



CS POLA 600



CS 550



CP 550

APH
550

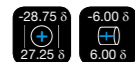
SPECIFICATIONS

MEASURING RANGE		AUXILIARY LENS	
Pupillary distance	48 mm ~ 80 mm	Red/green filter	•
Sphere	-28.75 ~ 27.25D (0.12D, 0.25D, 0.50D und 1.00D)	Polarizing filter	•
Cylinder	-6.00D ~ + 6.00D (0.25D, 1.00D)	Prism	6 Δ / 10 Δ
Axis	0° ~ 180° (1° / 5°)	Red Maddox (Horiz./vertic.)	Red
Prism	0 ~ 20 Δ (0.1 Δ / 0.5 Δ / 1.0 Δ)	Lens for retinoscopy	•
		Cross cylinder (±0.50D)	•
		Pinhole	•
		Occluders	•
		Jackson Cross cylinder	±0.25D / ±0.50D
CONVERGENCE (NV)	•	DIMENSION AND WEIGHT	
VERTEX DISTANCE	12/13.75/16/18 mm	Head	417 (w) (max) x 112 (D) x 308 (H) mm - 5.3 kg
KEYBOARD		Dial controller	272 (w) x 272 (D) x 204 (H) mm - 2.5 kg
Screen	10"4 Touchscreen	Power supply	326 (w) (max) x 119 (D) x 83 (H) mm - 2.4 kg
Integrated printer	•		
POWER SUPPLY	AC100 to 240V,50/60Hz		

CE Conformity marking

As improvements are made, these specifications and pictures are not contractually binding and may be changed without prior notice.

FUNCTIONS



Sphere and cylinder



Prism



Polarisation



Cross Cylinder

APH 550



ESSILOR INTERNATIONAL © - RCS Créteil B 712 049 61 B - P1007015E - 03/2016


APH 550

AUTOMATIC PHOROPTOR

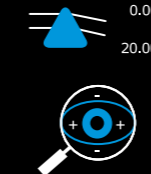


Instruments Division
64 bis, avenue Aubert
94306 Vincennes Cedex France
Tel: 33 (0)1 72 94 71 00
Fax: 33 (0)1 72 94 70 27
www.essilor-instruments.com

Your Contact



pola



0.00
20.00

Optometry



AUTOMATIC PHOROPTOR FOR TODAY'S MODERN PRACTICE

The APH550 is a high-end automatic phoropter offering speed and comfort for all types of tests. With its highly intuitive keyboard and interconnection possibilities, it is the ideal tool to optimize the refraction chain.



A SMOOTHER WORKFLOW

- Easy data transfer from AKR or lensmeter to streamline the flow of refraction data.
- One centralized screen to control phoropter and vision tests in a smooth workflow.
- Automated functions and customizable protocols to optimize your personal test requirements
- Save and compare prescriptions in 2 clicks only.

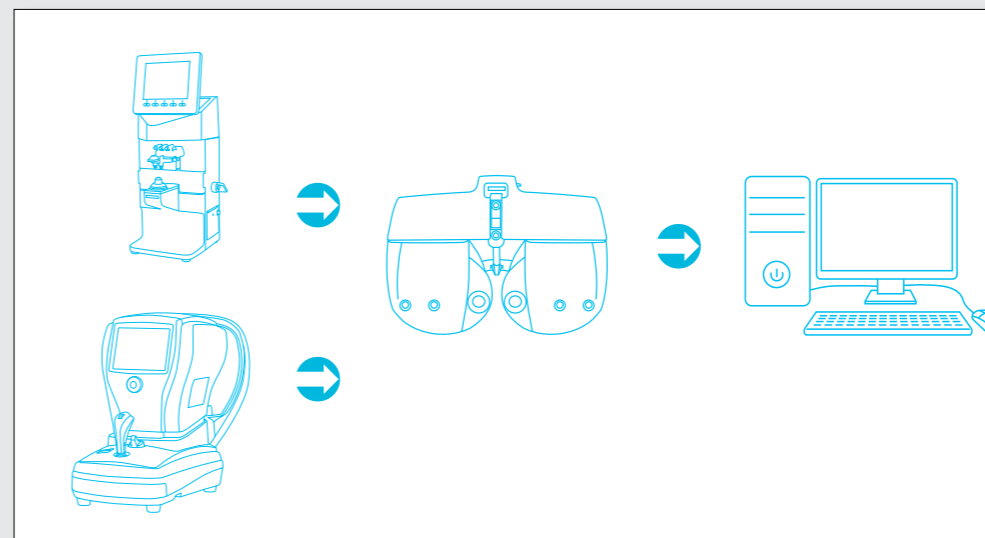
A BETTER EXPERIENCE FOR PATIENT

- Optimal Patient comfort thanks to a quiet Phoropter.
- High speed rotation disk achieving smooth motion.
- Starting the refraction as close to final prescription as possible, make the exam shorter and less tiring for the patient.

ULTRA-INTUITIVE KEYBOARD

- 10" wide touch screen offering the same visual ergonomics as tablet.
- Fast learning curve thanks to the refine and user-friendly interface.
- Central Dial allows to quickly refine S/C/A with only one hand.
- Compact design with tiltable screen.

AUTOMATIC REFRACTION CHAIN



To simplify and speed the examination process, the system can pull in data from an AKR or lensmeter(1). At the end of refraction, the APH 550 can also transfers the refraction results to your Patient Management System (PMS)(1).

(1) Check the compatibility of devices with manufacturer.